


FLEECE PERFORMANCE


DUAL PUMP KIT HOW TO

FIVE EASY STEPS TO ASSEMBLE A DUAL PUMP KIT FOR A DODGE CUMMINS!


1 SELECT HARDWARE KIT

	Year	Model	Kit P/N	Note
	2003-2007	Dodge Cummins 5.9L	FPE-DPK-59-0307	Kits include: Heavy duty dual pump belt, mounting bracket, idler, pulley spacer, mounting hardware, and controller. Also included is a Fleece Performance exclusive pump-to-pump line and radiator hose (model years 2003-2009 only). 2010-2012 kit will not work with the factory 68RFE transmission cooler lines. Utilize Fleece Performance replacement cooler lines – P/N FPE-TL-CUMM-1012
	2007.5-2009	Dodge Cummins 6.7L	FPE-DPK-67-0709	
	2010-2012	Dodge Cummins 6.7L	FPE-DPK-67-1012	
	2013-2018	Dodge Cummins 6.7L	FPE-DPK-67-1318	


2 SELECT YOUR CP3 PUMP

	CP3 Pump	CP3 Pump P/N	Note
	CP3K	FPE-CUMM-CP3K-6.7	All Fleece Performance Dual Pump Kits require a Cummins 6.7L CP3 pump in the secondary location including 5.9L applications. All 5.9L engines require a 5.9L CP3 pump in the factory location.
	Powerflo 750 (10mm)	FPE-CUMM-CP3-10MM-6.7	


3 SELECT YOUR PULLEY

	Color	Spoke Design P/N	Solid Wheel Design P/N
	Black	FPE-34211-BLK-SPK	FPE-34211-BLK
	Blue	FPE-34211-BLU-SPK	FPE-34211-BLU
	Orange	FPE-34211-ORG-SPK	FPE-34211-ORG
	Red	FPE-34211-RED-SPK	FPE-34211-RED

4 SELECT YOUR FUEL DISTRIBUTION BLOCK

	Year	Model	Distribution Block P/N
	2003-2007	Dodge Cummins 5.9L	FPE-FFD-RF-3G
	2007.5-2009	Dodge Cummins 6.7L	FPE-FFD-RF-3G-67
	2010-2012	Dodge Cummins 6.7L	FPE-FFD-RF-4G
	2013-2018	Dodge Cummins 6.7L	FPE-FFD-RF-4G

5 SELECT YOUR HOSE AND FITTING KIT

	Year	Model	Hose and Fitting Kit P/N
	2003-2007	Dodge Cummins 5.9L	FPE-FFD-RF-HF-KIT-3G
	2007.5-2009	Dodge Cummins 6.7L	FPE-FFD-RF-HF-KIT-3G-67
	2010-2012	Dodge Cummins 6.7L	FPE-FFD-RF-HF-KIT-4G
	2013-2018	Dodge Cummins 6.7L	FPE-FFD-RF-HF-KIT-4G



317.286.3573 | www.fleeceperformance.com

